

FEF Major Excursion Information Pack

Contents:

FEF Staff Information and First Aid	1
Excursions/Incursions and Costs	2
Site Information: Waterworks Reserve	3-4
Site Information: Hollybank Forest Reserve	5
Preparing for your Excursion	6



FEF Staff Information and First Aid

Leader Name	Qualification	Working with Vulnerable People Registration Card Number	WWVP Expiry
Darcy Vickers	Teacher	098984834	09/03/2027
Kate Battishall	Teacher	701993453	15/10/2026
Emily Nash	Teacher	657429999	20/07/2026

First Aid

It is essential that the supervising teacher of each class comes prepared with their own first aid kit and any medications that may be required for students under their supervision (e.g., an EpiPen, asthma treatment).

FEF staff carry a first aid kit at all times and will assist in injury requiring care, on request of the supervising teacher.

All staff have completed first aid training through the Australian Red Cross.

Attained:

HLTAID009 - Provide cardiopulmonary resuscitation

HLTAID010 - Provide basic emergency life support

HLTAID011 - Provide first aid

Statements of Attainment can be provided on request.



Excursions/Incursions and Costs



Primary Experiences	Secondary Experiences
Year 1/2: Forests Alive! (Incursion - Science)	Year 7: Forest Food Webs (Science)
Year 3/4: Ecosystem Explorers (Science)	Year 9: Forest Biomes (Geography)
Year 5/6: Adaptation Adventure (Science)	Year 10: Forest Management (Geography)
Year 5/6: Fire and Forests (Geography)	Year 7-10: Trees on Farms (Agriculture)

The cost of a FEF excursion is \$150 per class.

The cost of an incursion is \$50-\$75 per class.

The cost of your program may vary depending on content, location and other factors that will be discussed on booking. Your school will be invoiced at the end of the month, following your excursion.

School groups using externally hired transport may apply for a \$100 subsidy per bus.

In order to access the transport subsidy you will need to email info@forest-education.com an invoice, as per:

Forest Education Foundation

Invoice details:

– *Transport Subsidy \$100*

– *(school name) / (excursion site) (excursion date)*


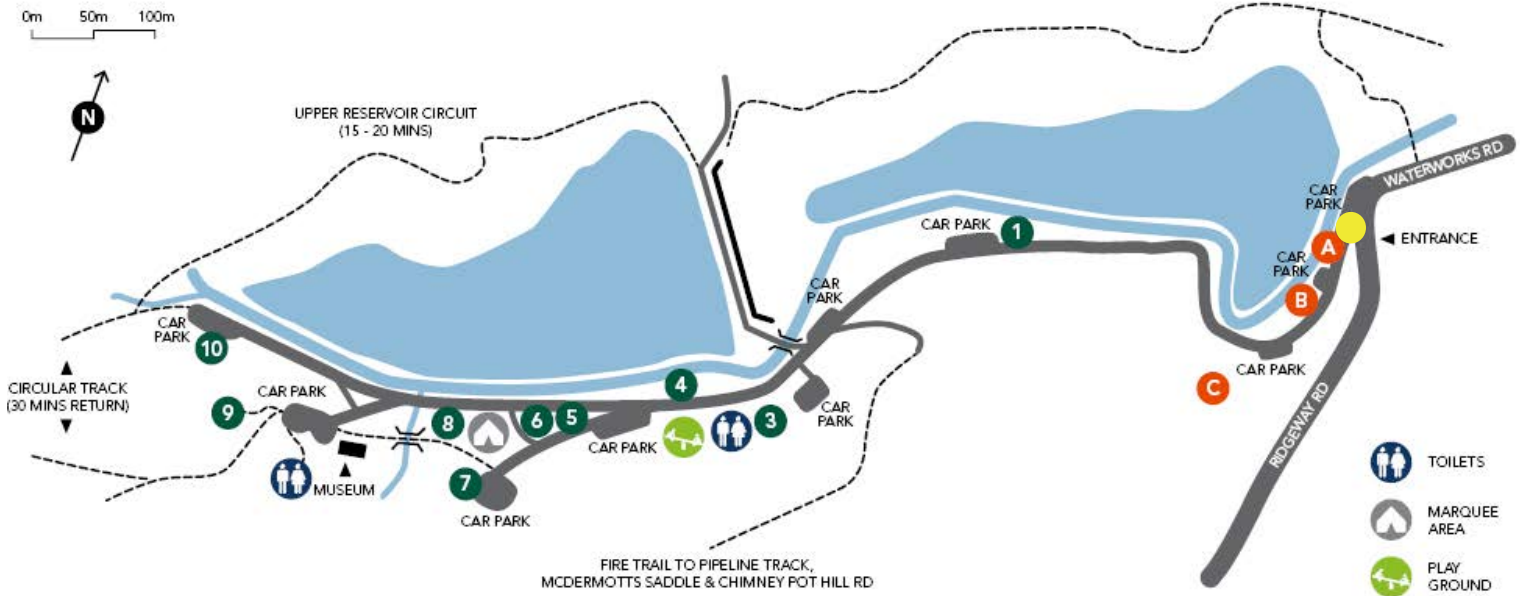


Site Information: Waterworks Reserve, Ridgeway

Site Address:
Waterworks Reserve
Ridgeway Road, Ridgeway
TAS 7054

Arrive and collect from
entrance gates (yellow circle).

Map of Excursion Location



Condition of trails at the Waterworks Reserve


Walk from entrance to main sites: approx. 1km. Lightly sloped walks through wet and dry forests. Dry eucalypt forest walk: steep and loose under foot 200 meter section, optional steep stone staircase to lookout on Gentle Annie Falls, gentle down slope with some stone stairs and roots across pathways. Please see below the conditions of trails frequently used during excursions at this site. If any of these may impact the full participation of any attendee, please discuss with the FEF during excursion arrangement.



Steep rocky steps and roots across pathways.



Scrub and soil pathways, one steep slope (to Annie Falls).



Small bridges over stream/creek.


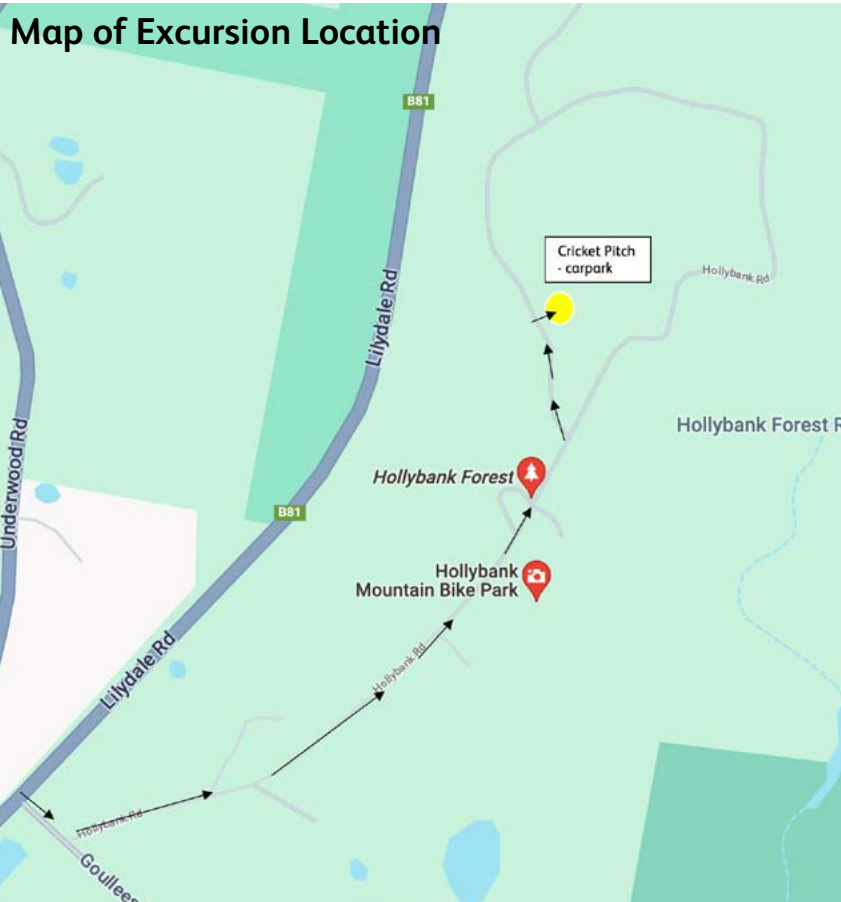


Site Information: Hollybank Forest Reserve, Underwood

Site Address:

Hollybank Forest Reserve
Hollybank Road, Underwood
TAS 7268

Arrive and collect from Cricket
Pitch (yellow circle).



Condition of trails at Hollybank Forest Reserve

Lightly sloped walks through wet and
dry forests.


Please see below the conditions of trails
frequently used during excursions at
this site. If any of these may impact
the full participation of any attendee,
please discuss with the FEF during
excursion arrangement.



Sandy, scrubby pathways.



Some roots across walking
areas.



Sometimes muddy wet eucalypt
forest pathways.

Preparing for your Excursion

Before your excursion, remember to:

1. Tune students to forest education - activate their prior knowledge and gather/explore any questions they may have about forests
2. Complete the confirmation form which was emailed to you (as early as possible)
3. Use the Risk Assessment to inform your planning
4. Ensure students have appropriate clothing for the weather (e.g., pants, sneakers, hats).
5. Pack your school's First Aid Kit, sanitiser and anything else you will provide to the students
6. Remind adults and students to bring plenty of food and water
7. Have students remove anything unnecessary from their bags for easier carrying

Supervision and Behaviour Management

For safety and identification purposes, it is recommended that students wear school uniform. Supervising teacher/s are responsible for duty of care. Teachers must stay with their class group at all times and manage student behaviour. Teachers are not permitted to leave the supervision of the group solely to the FEF staff.

Schools should take measures to bring extra teachers/staff to assist students who may need extra support.

It is recommended that classes with more than 25 students are accompanied by two adults (e.g., teacher and teacher assistant).

Cancellations

In the event of severe or adverse weather, the FEF staff may need to postpone or cancel your excursion. As our activities are outdoors with limited shelter, wet weather options are limited. All efforts will be made to reschedule the excursion.

